



Atomic**50** CEILING & WALL PANELS

UNIQUE
BRANDING
EXPERIENCES
THAT LEAVE
A LASTING
IMPRESSION

Designers are finding creative applications for tin panels in a wide range of projects, including: bars, restaurants, cafés, retail stores, casinos, offices, and public spaces.



AT50-39, SATIN BRUSHED NICKEL

LEFT: AT50-33, BRIGHT WHITE SATIN
RIGHT: AT50-39, SATIN BRUSHED NICKEL

LARGEST
SELECTION

We offer over 35 beautiful patterns and 50 color choices, including the most appealing distressed Artisan finishes. Custom patterns and colors are also available with low set-up costs.

EXPERT ADVICE

We provide free expert advice to assist in design, layout and product selection for any project, regardless of size or complexity. Post-sale installation questions are always welcome.

6 INSTALLATION
OPTIONS

Choose from **Nail-Up** for installation over plywood or furring, **Drop-In** for use with 2' x 2' ceiling grids or our patented **Snap Lock™** system for covering existing drywall or plaster. **Backsplash** installation for backsplash, wall and project installation. To reduce noise for Acoustics there are two installation options: **Nail-Up** and **Drop-In**.





INSPIRED,
CREATIVE,
FUNCTIONAL



A REFLECTION
OF YOU





ACOUSTICAL TILES

Minimize noise, improve sound quality
and reduce echo with our extra
micro-perforated Acoustical Drop-In
and Nail-Up panels, available in most
patterns and all colors.



WHERE DIMENSIONS
TAKE SHAPE

PATTERNS



All tiles are 24" x 24" (nominal) and made from original .010 tin plated steel. Patterns are shown in Satin Brushed Nickel and are available in our Nail-Up, Snap Lock™, Drop-In, and Acoustical installation types*. Custom inquiries are welcome.

Looking to match a historical pattern for a restoration or to create an exclusive design for your brand or project? Our mold making process allows for fast, affordable custom solutions. Please call your local distributor for details.


atomic50ceilings.com

COLORS

Industrial strength powder-coating provides a long-lasting, rust-resistant and non-toxic finish that will not fade or discolor. Tiles can be easily cleaned with a mild soap and water. All colors are available on all patterns and custom color inquiries are welcome.



Unfinished (SCA)



Brushed Satin Nickel (SCC)



Bright White Satin (SCG)



Royal Gold (SCN)



Gunmetal (SCU)



Old Bronze (SCY)



Antique Silver Gloss (SCD)



Creamy White Satin (SCJ)



Metallic Gold (SCM)



Copper Vein (SCW)



Bronze Gloss (SBB)



Stainless Steel Gloss (SCB)



Almond (SCK)



Copper Penny (SCP)



Espresso (SCX)



Flat Matte Black (SAA)



Bright White Gloss (SCF)



Ivory (SCL)



Rustic Copper (SCQ)



Roman Bronze (SCZ)



Black Textured Satin (SSC)



Copper Burnt Umber (ACA)



Copper Tuscan Bronze (ACE)



Copper Patina (ACI)



Copper Brushed Bronze (ACM)




Silver Burnt Umber (ACR)




Silver Tuscan Bronze (ACV)



Gold Burnt Umber (ACB)



Gold Brushed Bronze (ACF)



Silver Patina (ACJ)



Oil Rubbed Gold (ACN)




Oil Rubbed Silver (ACS)



Silver Brushed Bronze (ACW)



Silver Washed Pewter (ACC)




Silver Washed White (ACG)



Gold Washed White (ACK)



Copper Washed White (ACO)



Silver Washed Gold (ACT)



Bordeaux (ACD)



Espresso Washed White (ACH)



Espresso Patina (ACL)



Soho (ACP)

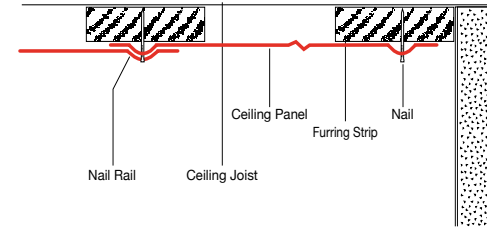


Oil Rubbed Bronze (ACU)

ARTISAN COLORS

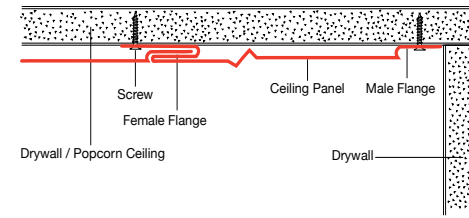
All Artisan colors are powder-coated, hand-painted by our master finishers, then sealed for lasting beauty. All colors are available on all patterns and custom color inquiries are welcome.

INSTALLATION OPTIONS



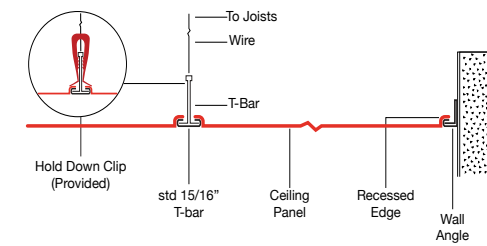
NAIL-UP

Traditional Nail-Up panels nail into a wood substrate such as plywood or furring strips.



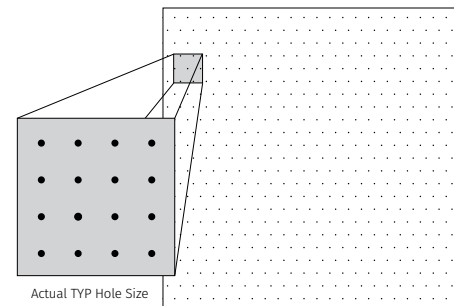
SNAP LOCK™

Patented Snap Lock™ panels are designed to install directly into drywall or plaster with drywall screws.



DROP-IN

Drop-In ceiling panels have recessed edges which enable them to sit flush in the grid. Fits all standard 2'x2' grids (Available in 1/16" and 1/8" wide suspended T-bar grid systems set on 24" centers.)



ACOUSTICAL (DROP-IN & NAIL-UP)

Acoustical Panels are extra micro-perforated, which can help reduce noise up to 85%, improve sound quality and reduce echo when used in conjunction with an acoustical pad. Available in most patterns and all colors for both Drop-In and Nail-Up installations.

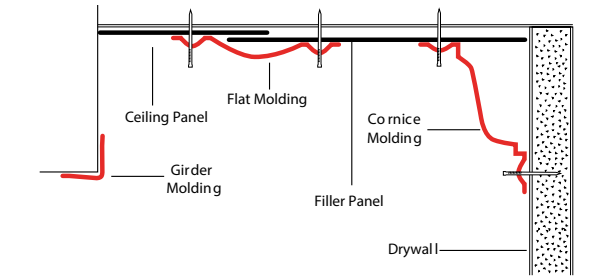
TYP Hole Size: 0.026" (0.66mm)
Distance: 0.207" on straight centers
NRC: 0.25 tile only, 0.85 tile backed with Acoustical Pad (see Accessories)
Tolerance: +/- 1/64" on length and width

MOLDING AND TRIM

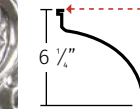
Cornice, flat, and girder nose moldings available in 4' lengths. All molding may be finished with the same industrial strength powder-coated and Artisan finishes to match our panels.

Product	Width	Length	Projection	Finish	Weight (lbs.)
AT50-C8	8 3/4"	4'	6 1/4"	All	1.30
AT50-C7	6 1/2"	4'	4 1/2"	All	0.90
AT50-C6	4 1/2"	4'	3 3/4"	All	0.35
AT50-C5	2 1/2"	4'	1 7/8"	All	0.35
AT50-C4	2 3/8"	4'	1 7/8"	All	1.00
AT50-C3	4 1/2"	4'	3"	All	1.00
AT50-C2	3 1/2"	4'	2 3/8"	All	1.00

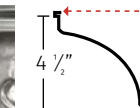
Product	Width	Length	Projection	Finish	Weight (lbs.)
AT50-C1	3 1/2"	4'	2 3/8"	All	1.00
AT50-M33	4 1/2"	4'	-	All	0.65
AT50-M11	3 1/2"	4'	-	All	0.55
AT50-M22	3 1/2"	4'	-	All	0.55
AT50-G34	1 1/2"	4'	1 1/2"	All	0.35
AT50-BETM	3/4"	4'	1/4"	All	0.25
AT50-BTIC	1/2"	4'	-	All	0.25



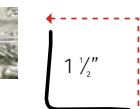
AT50-C8 Cornice
6 1/4" Projection - Concave



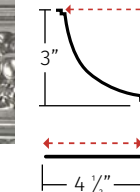
AT50-C7 Cornice
4 1/2" Projection - Concave



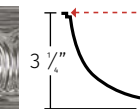
AT50-C4 Cornice
AT50-G34 Girder
1 1/2" Projection - Convex



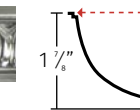
AT50-C3 Cornice
3" Projection - Convex
AT50-M33 Flat Molding
4 1/2" Width



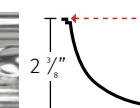
AT50-C6 Cornice
3 3/4" Projection - Convex



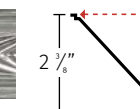
AT50-C5 Cornice
1 7/8" Projection - Convex




AT50-C2 Cornice
2 3/8" Projection - Convex
AT50-M11 Flat Molding
3 1/2" Width



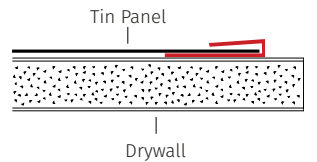
AT50-C1 Cornice
2 3/8" Projection - Straight
AT50-M22 Flat Molding
3 1/2" Width



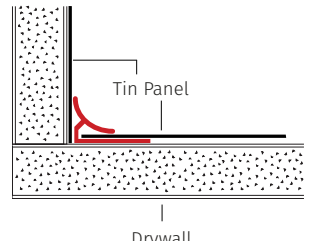
BACKSPLASH AND WALL TRIM




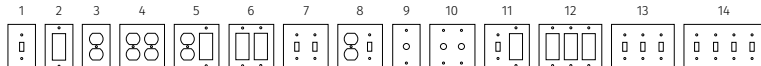



AT50-BETM Edge
J-channel Trim



AT50-BTIC Inside
Corner L-channel Trim



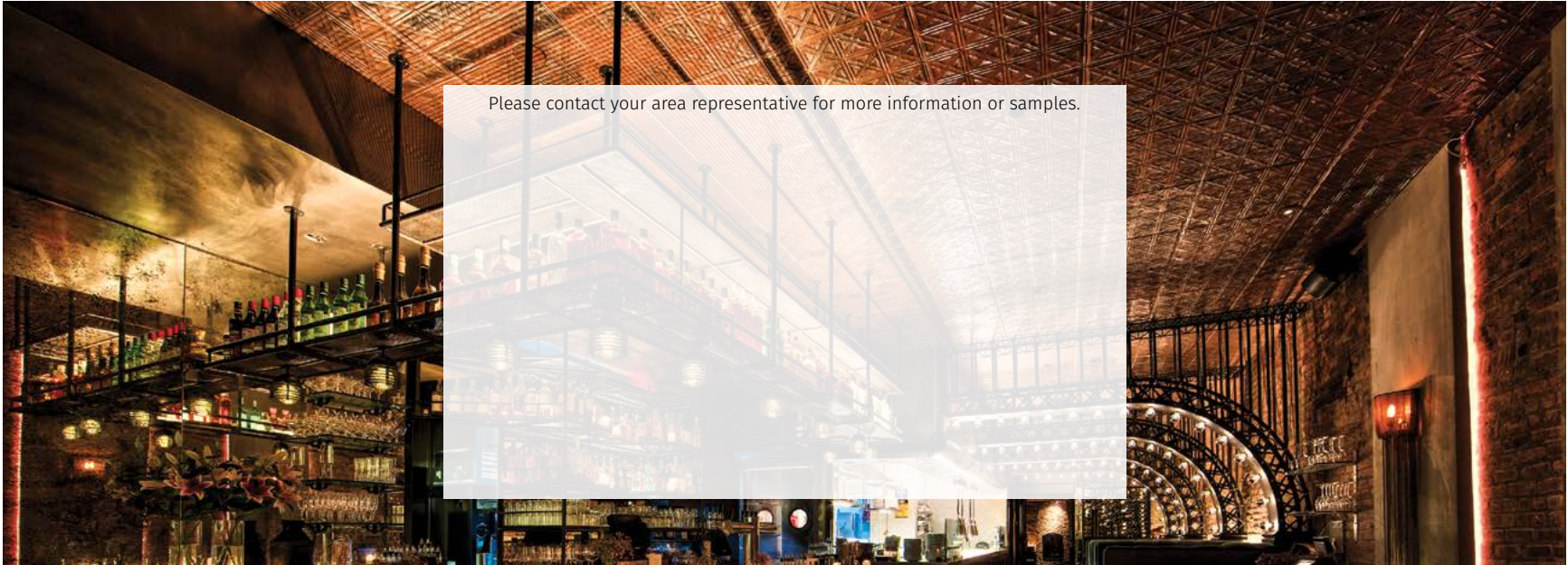
ACCESSORIES

Product	Code	Type	Size	Color	Installation Type(s)	Description
	AT50-TCRO	2' Length	Standard White	Drop-In	2' Cross Tee for standard suspended ceiling grid systems. This product is commonly used to convert a 2' x 4' grid into a 2' x 2' grid. Available in a standard white finish ready to be painted.	
	AT50-CLIP	Standard	Recycled Material	Drop-In	Ratchets over t-bar securing drop-in panels to the grid to prevent gaps.	
	AT50-SP	Various	All colors	Stainless Steel	Wall plate coverings available in all colors. Fourteen plates to select from, finished to match backsplash panel colors.	
	AT50-CUTT	19" x 24"	Martin Yale W24	All	Popular tool used for straight cutting of tin panels. Requires two cuts per panel, not used for Snap Lock™ flange.	
	AT50-SNIP	Long Nose	Aviation	All	Drop forged Chrome-Molybdenum Alloy steel blades. Serrated edged blades, induction hardened. Cuts 20 gauge cold rolled sheet metal and 24 gauge stainless steel sheet metal.	
	AT50-NAIL	1 1/4" x 0.080"	Steel, White, Copper, Stainless Steel	Nail-Up	Decorative nails used for the installation of backsplash, Nail-up style panels, crown molding, and flat molding.	
	AT50-BETM	4' Length	All colors	Nail-Up (Backsplash/Wall)	Edge (J-Channel) trim is offered for backsplash and wall applications. The edge of the panel slips into the 1/4" channel. Sold in four foot lengths.	
	AT50-BTIC	4' Length	All colors	Nail-Up (Backsplash/Wall)	Inside Corner (L-Channel) trim is offered for backsplash and wall applications. The edge of the panel slips into the 1/4" channel. Sold in four foot lengths.	
	AT50-SPNT	16oz	Bright White Satin, Creamy White Satin, Royal Gold, Satin Copper, Rustic Copper	All	DAR Automotive Paint Coverage area of 200 square feet for painting suspended ceiling grids.	
	AT50-APAD	23 3/4" x 23 3/4"	Black PVC Film	Drop-In Nail-Up	CMA, Inc. Acoustical Pads are used in conjunction with Acoustical Drop-In or Nail-Up tiles to reduce noise, improve sound quality and reduce echo. These high performance pads have a Noise Reduction Coefficient (NRC) of 0.85, meaning 85% of the sound energy that contacts the material is absorbed.	





DESIGNS TO
ENHANCE
YOUR BUSINESS



Please contact your area representative for more information or samples.



Contact us today for product samples and expert consultations, including design and layout assistance.

samples@atomic50ceilings.com

FASHION
DESIGN RESOURCE
fashionadco.com

LBI•BOYD
Design Resource
lbiboyd.com

DESIGN RESOURCE
Midwest
designresource-midwest.com



Atomic**50**

atomic50ceilings.com

Literature Disclaimer: Presentations in this brochure or any other Atomic50 publication are correct to the best of our knowledge at time of preparation. We provide this information in an advisory capacity only. Any advisory recommendations given in our publications must be modified to conform with local codes, conditions and specifications. We reserve all rights to amend any information published in our literature without additional notice. Atomic50 can not be held responsible or liable for the selection nor application of our products.

FRONT COVER: AT50-39, SATIN BRUSHED NICKEL | ABOVE: AT50-38, ARTISAN ESPRESSO PATINA